

Stage des 12 et 13 avril 2025



- Le groupe de danse écossaise de Saint Quay Perros organise les samedi 12 et dimanche 13 avril 2025 un stage dont le détail est en ligne à l'adresse <https://www.scots-bonnet.fr/fr/stage-des-12-et-13-avril-2025/organisation-generale>,
- Point de contact : contact@scots-bonnet.fr

1 LE PALINDROME R32 · 1C

Source unknown · Crib: E-cribs

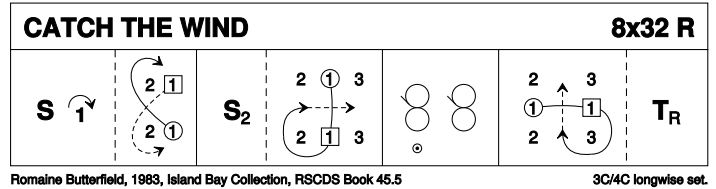
Start in big circle with partner, men inside facing out to women

- 1- Turn P RH ; dance BtoB with P starting RSh
- 9- Turn P BH, end in promhold facing cclw ; promenade cclw & turn towards P to face clw
- 17- Promenade clw ; turn P BH (cclw)
- 25- Dance BtoB with P starting LSh ; turn P LH & face diagonally R to repeat with new partner

2 CATCH THE WIND R32 · 3/4L

Romaine Butterfield: RSCDS XLV 5 · Crib: E-cribs · Diagram: Keith Rose's Diagrams

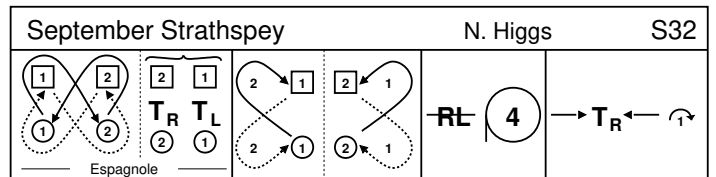
- 1- 1c set | cast off (2c up) ; ½ Fig8 up (2,1x,3)
- 9- 1c set twice, on [11-12] 1W swivels R to face out ; 1W (1M following) casts R round 2M and down middle to finish 1W between 3c facing 3M, and 1M between 2c facing 2M.
- 17- 1M+2c & 1W+3c Rsh reels3 across
- 25- 1W (1M following) casts R round 3M and cross to 2pl ; 1c turn RH (2,1,3)



3 SEPTEMBER STRATHSPEY S32 · 2/4L

Nicola Higgs: A Mixture for All · Crib: E-cribs · Diagram: Heiko's Diagrams

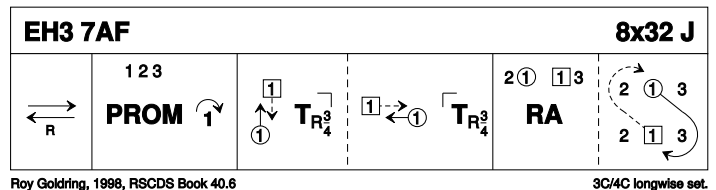
- 1- 1c+2c Espagnole (2,1)
- 9- 1c ½ Fig8 up round 2c ; 2c ½ Fig8 down round 1c (2x,1x)
- 17- 2c+1c ½ R&L ; Circle4 L (1,2)
- 25- 1c lead down | turn RH ; lead up | cast (2c up) (2,1)



4 EH3 7AF J32 · 3/4L

Roy Goldring: RSCDS XL 6 · Crib: E-cribs · Diagram: Keith Rose's Diagrams

- 1- 1c lead down the middle and up, on [8] 2c+3c step in for
- 9- 1c+2c+3c Promenade, at end 1c cast off (to 2,1,3)
- 17- 1c cross Rsh | turn 1c nr RH ; cross up/ dn Rsh | turn 2c nr RH (2,1x,3)
- 25- 2c+1M & 1W+3c RHA ; 1c ½ Fig 8 Rsh round 4c nr (2,1,3)



5 FISH AND SHEEP R32 · 3/4L

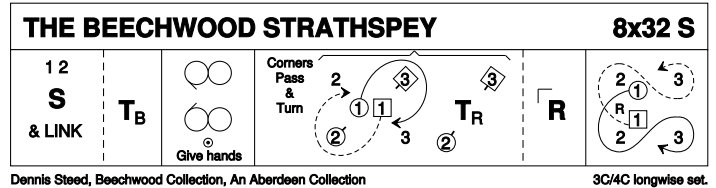
Isabel Monteiro · Crib: E-cribs

- 1- W all petronella to midline | set **while{4}** M all chase cclw ½ way round ; 1W+3M, 2c & 3W+1M turn LH to opp sides
- 9- W all petronella to midline | set **while{4}** M all chase cclw ½ way round ; 1c, 2c & 3c turn LH to own sides
- 17- 1c dance down, cross below 3c & cast up (2c up) ; 1c turn 1½ RH or birl (2,1,3)
- 25- All chase once round clw | all set (2,1,3)

6 THE BEECHWOOD STRATHSPEY S32 · 3/4L

Dennis Steed: An Aberdeen Collection · Crib: E-cribs · Diagram: Keith Rose's Diagrams

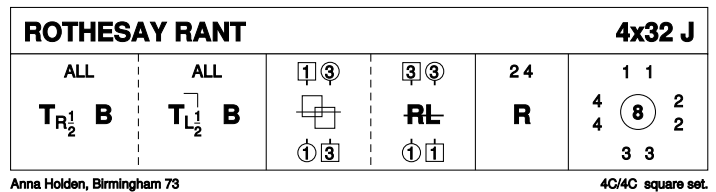
- 1- 1c+2c S&Link ; 1c turn BH and open to face up
- 9- Mirror Reels3 on the sides (1c start up NHJ) (take hands when possible) , 1c finish facing 1cnr
- 17- 1c+1cnr Pass and Turn, 1c pass Rsh ; 1c+2cnr Pass and Turn, 1c finish in 2pl RHJ facing up, 1W on the L
- 25- 1c lead up| cross and cast off ; dance between 3c and cast to (2,1,3)



7 THE ROTHESAY RANT J32 · 4S

Anna Campbell Holden: Collins Pocket Reference: Scottish Country Dancing · Crib: E-cribs · Diagram: Keith Rose's Diagrams

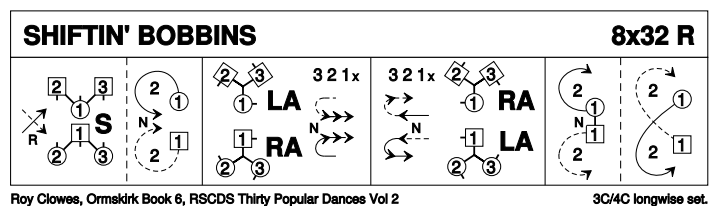
- 1- All C ½ RH turn and set in circle, ½ LH turn with corner and set, W face in at end
- 9- 1c+3c ½ L-Chain, ½ R&L
- 17- 2c+4c repeat
- 25- All circle8 and back.



8 SHIFTIN' BOBBINS R32 · 3/4L

Roy Clowes: Thirty Popular Dances, Volume Two · Crib: E-cribs · Diagram: Keith Rose's Diagrams

- 1- 1c cross down RH (2c up) to 2plx in DTr position with corners | set as DTr ; cast up, meet and dance down to 2pl in middle
- 9- 2M+1W+3M RHA, **while{4}**
2W+1M+3W LHA ; 1c followed by 2c+3c dance down the middle
- 17- 3c+2c+1c dance up the middle, 3c casting to 3pl, flowing into ; 1W+2M+3M LHA, **while{4}**
1M+2W+3W RHA
- 25- 1c dance to top, cast off one ; ½ Fig8 up round 2c.



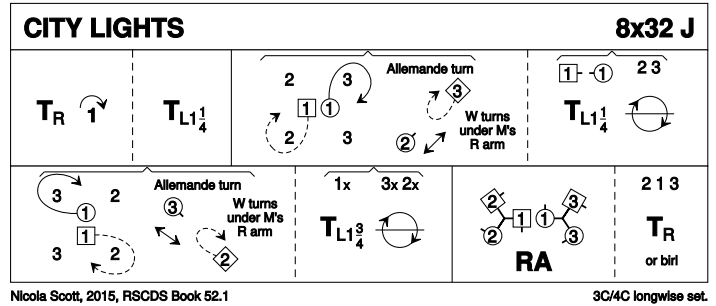
9 PROGRAMME ITEM – Teacher's Choice (Strathspey)

Break

10 CITY LIGHTS J32 · 3/4L

Nicola Scott: RSCDS LII 1 · Crib: E-cribs · Diagram: Keith Rose's Diagrams

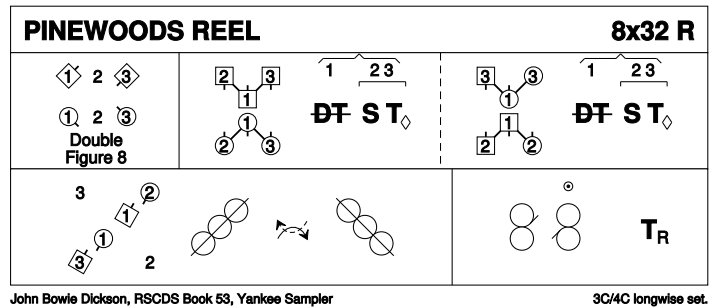
- 1- 1c turn RH | cast (2c up) ; turn LH 1¼ to face 1cnrs (2,1,3)
- 9- "Corners Pass And Allemande Turn R" on 1diag [same figure as Corners Pass And Turn, except that cnrs dance an Allemande Turn to the Right and 1c meet P in centre at end] ; all cnrs chase clw ½ **while{4}** 1c turn LH 1¼ to face 2cnrs[pos] (3x,1,2x)
- 17- Repeat [9-12] on 2diag ; repeat [13-16], 1c finish in centre Lsh to P facing opposite side (2,1,3)
- 25- 1W+2c & 1M+3c RHA (to 2,1,3) ; all turn P RH (or birl) (2,1,3)



11 PINEWOODS REEL R32 · 3/4L

John Bowie Dickson: RSCDS LIII 22 · Crib: E-cribs · Diagram: Keith Rose's Diagrams

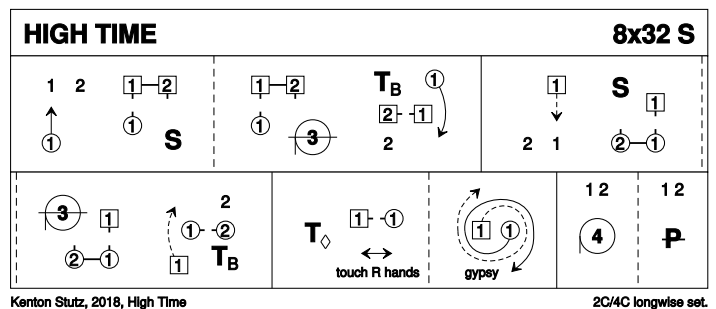
- 1- 1c+3c DblFig8 (1c cast to start) (1c finish in 2pl BtoB own side, 2c steps up)
- 9- "Petronella Triangles": 1c DTr {8} and finish facing 3cnr **while{8}** 2c+3c set | Petronella 1 place cclw ; set | Petronella 1 place cclw (to diagonally exchanged places)
- 17- ½ diagonal Reel4 with 1cnrs, pass Rsh to face 4cnr positions ; ½ diagonal Reel4 with 2cnrs, finish facing 1cnr for:
- 25- Reels3{6} across (Lsh to 1cnr), 1c turn RH (2,1,3) (but on 2nd time through 1c dance NHJ to 4pl as 4c continue the reel, casting into 3pl).



12 HIGH TIME S32 · 2/4L

Kenton Stutz: High Time · Crib: E-cribs · Diagram: Keith Rose's Diagrams

- 1- 1M advances | 1M+1W+2W set ; ½ Circle3 L (2M up on [5-6]) | 1M crosses to 2pl **while{2}** 1W+2W change places BH (2,1)
- 9- 1W repeat [1-9] with 1M & 2M, 2W stepping down on [13-14] (1,2)
- 17- 1c Petronella Turn | A&R to centre {1+1} taking RH briefly ; "Rsh Turn" [Dance Rsh round P to 1pl] (1,2)
- 25- 1c+2c Circle4 L to finish on 1diag facing P : into ½ Pousette (2,1)



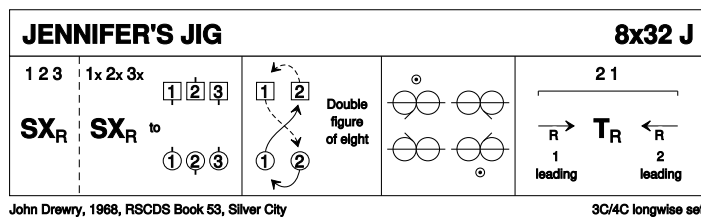
Note:

"Rsh Turn" (Right Shoulder Turn) is also known as Gypsy Turn, a term now considered offensive by some.

13 JENNIFER'S JIG J32 · 3/4L

John Drewry: RSCDS LIII 16 · Crib: E-cribs · Diagram: Keith Rose's Diagrams

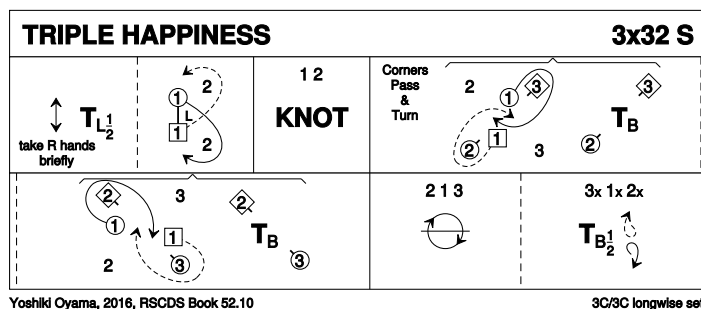
- 1- 1c+2c+3c set | cross RH ; repeat & 2c face out
- 9- 1c+2c DblFig8 (1c cross down), at end 2c face out and up (1,2,3)
- 17- 1c+2c+3c Inveran reels (1c cross down, and cross up from the bottom, 2c+3c full reel3 on own side) (1,2,3)
- 25- 1c with 2c following lead down {3}, turn RH ½ {1} ; turn on ½ moving upwards | 2c+1c lead up (to 2,1,3)



14 TRIPLE HAPPINESS S32 · 3/3L

Yoshiki Oyama: RSCDS LII 10 · Crib: E-cribs · Diagram: Keith Rose's Diagrams

- 1- 1c A&R{1+1} taking (or shaking) RH briefly | turn LH ½ facing down ; cross LH between 2c and cast up to 1pl
- 9- 1c+2c The Knot, 1c finish facing 1cnrs (2,1,3)
- 17- Corners Pass and Turn BH (2,1,3)
- 25- All chase clw ½ ; turn BH ½, face each other | cast R to exchanged places (3,1,2)



15 PROGRAMME ITEM – Teacher's Choice (Jig)

16 THE HIGHLAND RAMBLER R40 · 3/4L

Roy Goldring: Thirty Popular Dances, Volume Two · Crib: E-cribs · Diagram: Keith Rose's Diagrams

- 1- 1c long cast to 2pl (2c up on [3-4] ; 1c+3c RHA (2,1,3)
- 9- 2c+1c LHA, 1W faces out ; 1W followed by 1M cast up round 2W and down the middle of set, 1W between 3c and 1M between 2c, all facing down
- 17- In lines of 3 down the middle (all swivel R) and up
- 25- 1M followed by 1W dance up, cast round 2W and into 2pl ; 1c turn RH
- 33- Circle6 and back

