



Stage des samedi 6 et dimanche 7 avril 2024



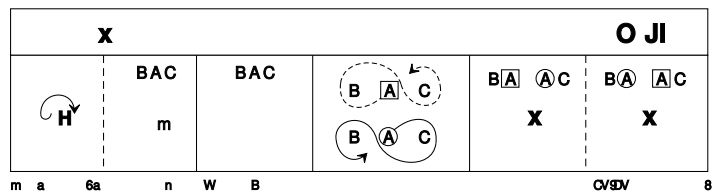
Le groupe de danse écossaise de Saint Quay Perros organise les samedi 6 et dimanche 7 avril 2024 un stage dont le détail est en ligne <https://www.scots-bonnet.fr/fr/stage-des-6-et-7-avril-2024/organisation-generale-2024>

Les titres des danses sont des liens hypertextes qui pointent vers la fiche correspondante sur Strathspey Server. N'hésitez pas à les cliquer pour voir les dernières mises à jour.

1 THE LADY WYND J32 · 3/4L

Roy Goldring: Graded and Social Dances 2 - 23 Dances · Crib: E-cribs · Diagram: Keith Rose's Diagrams

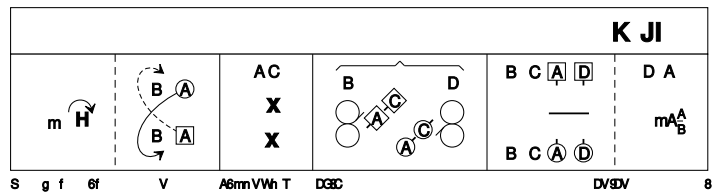
- 1- 1c long cast (2c up) ; all turn RH and face up for
- 9- 2c+1c+3c promenade (2,1,3)
- 17- 1c Fig8 on own side, starting to the R
- 25- Teapots R and L (RHA with end couple on the R ; LHA with end couple on the L)



2 SCOTT MEIKLE R32 · 4/4L

Alice McLean: RSCDS XLVI 3 · Crib: E-cribs · Diagram: Keith Rose's Diagrams

- 1- 1c cross RH | cast (2c up) ; ½ Fig8 up (2,1,3,4)
- 9- 1c+3c RHA, LHA (2,1,3,4)
- 17- Lsh opposing Reels3 across: (1W+3W behind dancing as one) with 2c and (3M+1M behind) with 4c (to 2,3,1,4)
- 25- 1c+4c ½ R&L ; turn RH 1½ (2,3,4,1)

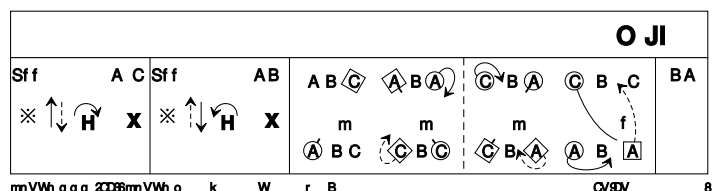


3 STRATHSPEY TEACHER CHOICE

4 HOOPER'S JIG J32 · 3/4L

Miss Milligan's Miscellany of Scottish Country Dances · Crib: E-cribs · Diagram: Keith Rose's Diagrams

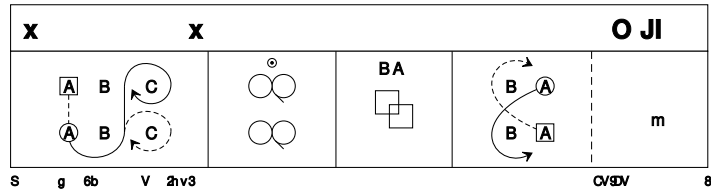
- 1- All clap, 1c cross Rsh and cast off one (2c up) ; 1c+3c RHA
- 9- All clap, 1c cross back Rsh, cast up to own place (2c down) ; 1c+2c LHA
- 17- 1M+3W change places RH | 1W+3M change RH, **while{2}** 1M+3W dance a Rsh loop ; 1M+3W cross back RH **while{2}** 1W+3M loop | 1W+3M cross back LH, 1W to 2pl **while{2}** 1M casts to 2pl (2c up)
- 25- 2c+1c R&L



5 ANDREW'S DANCE R32 · 3/4L

Andrew 'Andy' Mills: *The Harbour City · Crib: E-cribs · Diagram: Keith Rose's Diagrams*

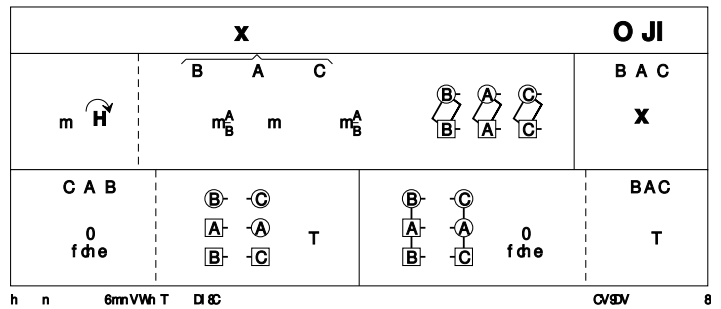
- 1- 1M followed by 1W cast off one, cross below 2M to 2plx ; 1M dances Rsh round 3W **while{4}** 1W dances Rsh round 3M (2c up) (2,1x,3)
- 9- 2c+1c+3c Reels3 on sides (1c Lsh to 2c) (2,1x,3)
- 17- 2c+1c L-Chain
- 25- 1c ½ Fig8 up round 2c ; 1c Turn RH (2,1,3)



6 THE GOLDEN YEARS S32 · 3/4L

Nora Sutherland: *RSCDS XLVIII 3 · Crib: E-cribs · Diagram: Keith Rose's Diagrams*

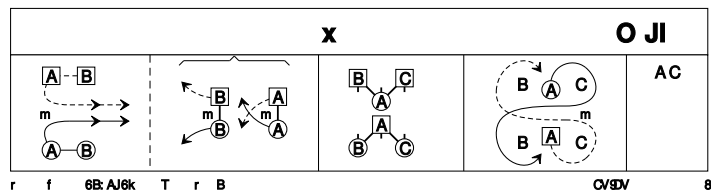
- 1- 1c cross RH | cast off (2c up) ; 1c turn P RH **while{4}** 2c+3c set and turn P RH ½, all into Allemande hold facing down
- 9- 3C Allemande, finish (3x,1x,2x)
- 17- S&Link3 into lines across ; All turn opposite dancer BH
- 25- S&Link3 to sidelines ; All turn P BH (2,1,3)



7 THE GOLDEN SUN OF EARLY SPRING J32 · 3/4L

Victor Lanvin: *The Paris Book of Scottish Country Dances, volume 2 · Crib: E-cribs · Diagram: Keith Rose's Diagrams*

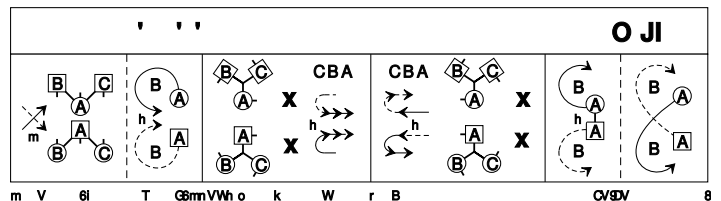
- 1- 1c (+2c who dance up to follow) lead down ; 2c (+1c following) lead up to 1pl **while{4}** 1c following cross to 2pl centre BtoB facing opposite sides (2,1x,3)
- 9- DTr. 1c finish as on [8] (2,1x,3)
- 17- 1c cast off, meet, lead up to top, cross and cast off to 2pl
- 25- 1c+3c R&L (2,1,3)



8 SHIFTIN' BOBBINS R32 · 3/4L

Roy Clowes: *Thirty Popular Dances, Volume Two · Crib: E-cribs · Diagram: Keith Rose's Diagrams*

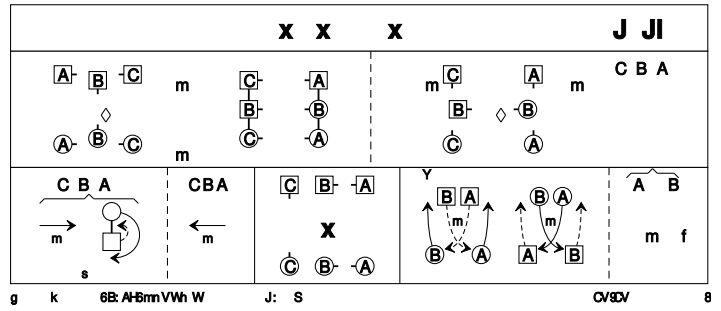
- 1- 1c cross down RH (2c up) to 2plx in DTr position with corners | set as DTr ; cast up, meet and dance down to 2pl in middle
- 9- 2M+1W+3M RHA, **while{4}** 2W+1M+3W LHA ; 1c followed by 2c+3c dance down the middle
- 17- 3c+2c+1c dance up the middle, 3c casting to 3pl, flowing into ; 1W+2M+3M LHA, **while{4}** 1M+2W+3W RHA
- 25- 1c dance to top, cast off one ; ½ Fig8 up round 2c.



9 DUNFERMLINE TO SARASOTA S32 · 3/3L

Margo Priestley: Dunfermline Branch 90th Anniversary Book · Crib: E-cribs · Diagram: Keith Rose's Diagrams

- 1- 1c+3c change places RH on the sides while 2c Petronella turn | set in facing lines across ; 1c+3c cross RH while 2c Petronella turn | All set (3x,2x,1x)
- 9- All (1c leading) lead down{3} and All change sides, the W passing above P under joined R arms ; All dance up (3,2,1)
- 17- Gr-Chain, 3c cross to begin(3,2,1)
- 25- 2c+1c Espagnole (3,1,2)



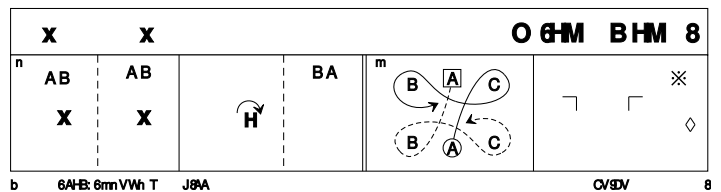
10 JIG TEACHER CHOICE

11 CAULD KAIL M32 · 3/4L

RSCDS IX 11 · Crib: E-cribs · Diagram: Keith Rose's Diagrams

Strathspey

- 1- 1c+2c RHA ; LHA
- 9- 1c set | 1c cast (2c up) ; 2c+1c R&L (1 step per hand) (2,1,3)



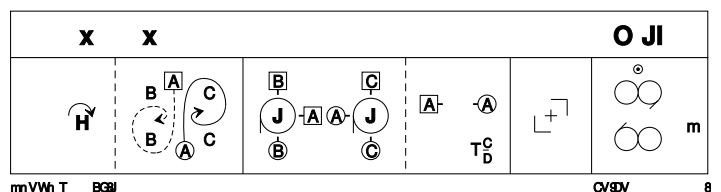
Reel

- 17- 1W+1M each Fig8 round 1cnr+2cnr (Rsh to 1cnr) and finish facing 1cnr
- 25- 1c SetH&G (1c clap on [31] and petronella to (2,1,3)

12 SUGAR CANDIE S32 · 3/4L

RSCDS XXVI 9 · Crib: E-cribs · Diagram: Keith Rose's Diagrams

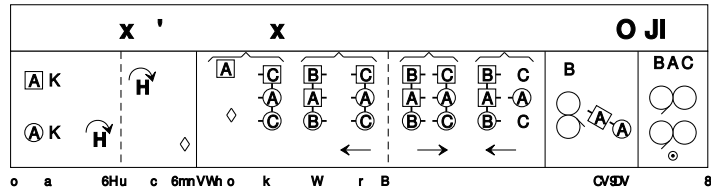
- 1- 1c set | cast off (2c up), pass Lsh and cast R round 1cnr, to finish BtoB in the centre, M facing down, W up
- 9- 1W+2c & 1M+3c circle3, at end 1c swivels R to face P ; 1c set, turn 3/4 BH to face 1cnrs (open out with 1M using RH to assist P)
- 17- Turn CPCP
- 25- Reels3{6} with corners, Lsh to 1cnr, 1c cross RH to (2,1,3)



13 THE CRANBERRY TART J32 · 3/4L

Terry Glasspool: *Thirty Popular Dances, Volume Two* · Crib: E-cribs · Diagram: Keith Rose's Diagrams

- 1-16 Fugue: 1M set | cast (2M up) ; set | petronella to between 3c ; set with 3c | advance with 3c ; retire with 3c | advance alone **while{16}** 1W waits {2} and then repeats 1M's [1-14], dancing with 2c, on [16] 1W pivots R to give Rsh to 2W
- 17- 1W with 1M following Reel3 across with 2c, finish (2,1,3)
- 25- Parallel Reels3 on own sides, 1c Rsh to 3c (2,1,3)

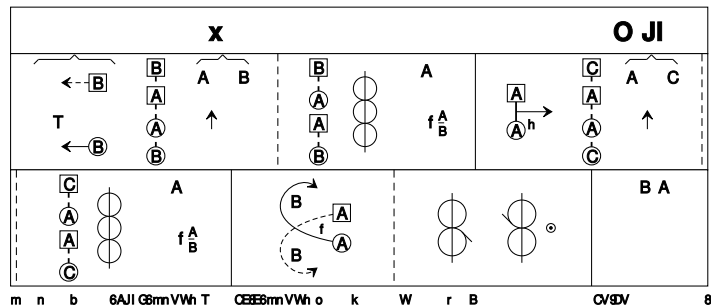


14 REEL TEACHER CHOICE

15 THE GENTLEMAN S32 · 3/4L

Roz Scott Huxley: *RSCDS XXXV 5* · Crib: E-cribs · Diagram: Keith Rose's Diagrams

- 1- 2c step up as 1c turn BH to face P between them in line4 across | 1c+2c set, 1c advancing and passing on the second step ; ½Reel4, at end 1c pass LH to face down NHJ
- 9- 1c dance down to face P between 3c, repeat set and ½Reel4 with 3c, finish between 3c on own side LHJ
- 17- 1c lead to top, cross and cast to 2plx ; ½Reels3 across, Rsh to 4c (W up, M dn) (to 2,1,3)
- 25- 2c+1c Poussette.



16 THE HIGHLAND RAMBLER R40 · 3/4L

Roy Goldring: *Thirty Popular Dances, Volume Two* · Crib: E-cribs · Diagram: Keith Rose's Diagrams

- 1- 1c long cast to 2pl (2c up on [3-4] ; 1c+3c RHA (2,1,3)
- 9- 2c+1c LHA, 1W faces out ; 1W followed by 1M cast up round 2W and down the middle of set, 1W between 3c and 1M between 2c, all facing down
- 17- In lines of 3 down the middle (all swivel R) and up
- 25- 1M followed by 1W dance up, cast round 2W and into 2pl ; 1c turn RH
- 33- Circle6 and back

